

RAZER
FIREFLY



Can't decide to choose between looks or brains? You don't have to. Featuring a micro-textured finish and optimized reflective surface for rapid in-game responsiveness, the Razer Firefly is engineered to deliver uncompromising precision even in the toughest of gaming duels, so you can effortlessly secure your victory every time.

The Razer Firefly is also equipped with Razer Chroma customizable lighting, making it the world's first gaming mouse mat with limitless personalization options. Fully compatible with your other Chroma enabled Razer devices, this hard mouse mat lets you choreograph an impressive spectrum of effects that will bring your personal playstyle to life.

CONTENTS

1. PACKAGE CONTENTS / SYSTEM REQUIREMENTS.....	3
2. REGISTRATION / TECHNICAL SUPPORT.....	4
3. TECHNICAL SPECIFICATIONS.....	5
4. DEVICE LAYOUT.....	6
5. INSTALLING YOUR RAZER FIREFLY	7
6. CONFIGURING YOUR RAZER FIREFLY	8
7. SAFETY AND MAINTENANCE	10
8. LEGALESE	11

1. PACKAGE CONTENTS / SYSTEM REQUIREMENTS

PACKAGE CONTENTS

- Razer Firefly Hard Gaming Mouse Mat
- Important Product Information Guide

SYSTEM REQUIREMENTS

- PC or Mac with a free USB port
- Windows® 10 / Windows® 8 / Windows® 7 / Windows Vista® / Windows® XP (32-bit) /
Mac OS X (10.8-10.10)
- Internet connection
- 100MB of free hard disk space

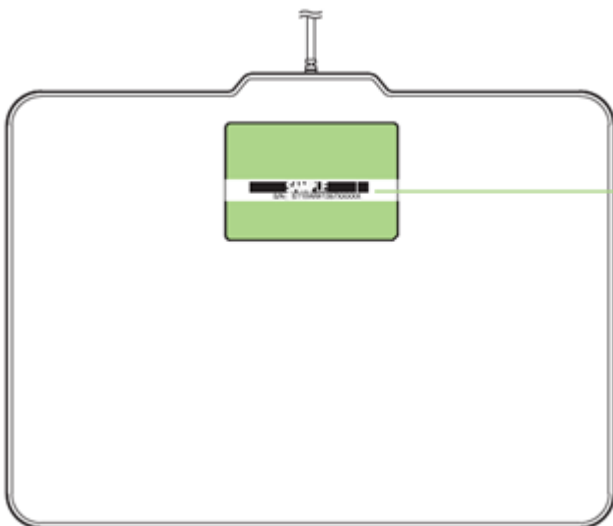
2. REGISTRATION / TECHNICAL SUPPORT

REGISTRATION

Visit www.razerzone.com/razer-id to sign up for a Razer ID now to get a wide range of Razer benefits. For example, get real-time information on your product's warranty status via Razer Synapse. To learn more about Razer Synapse and all its features, visit www.razerzone.com/synapse.

If you already have a Razer ID, register your product by clicking on your email address within the Razer Synapse application and select Warranty Status from the dropdown list.

To register your product online, visit www.razerzone.com/registration. Please note that you will not be able to view your warranty status if you register via the website.



Your product's serial number can be found here.

TECHNICAL SUPPORT

What you'll get:

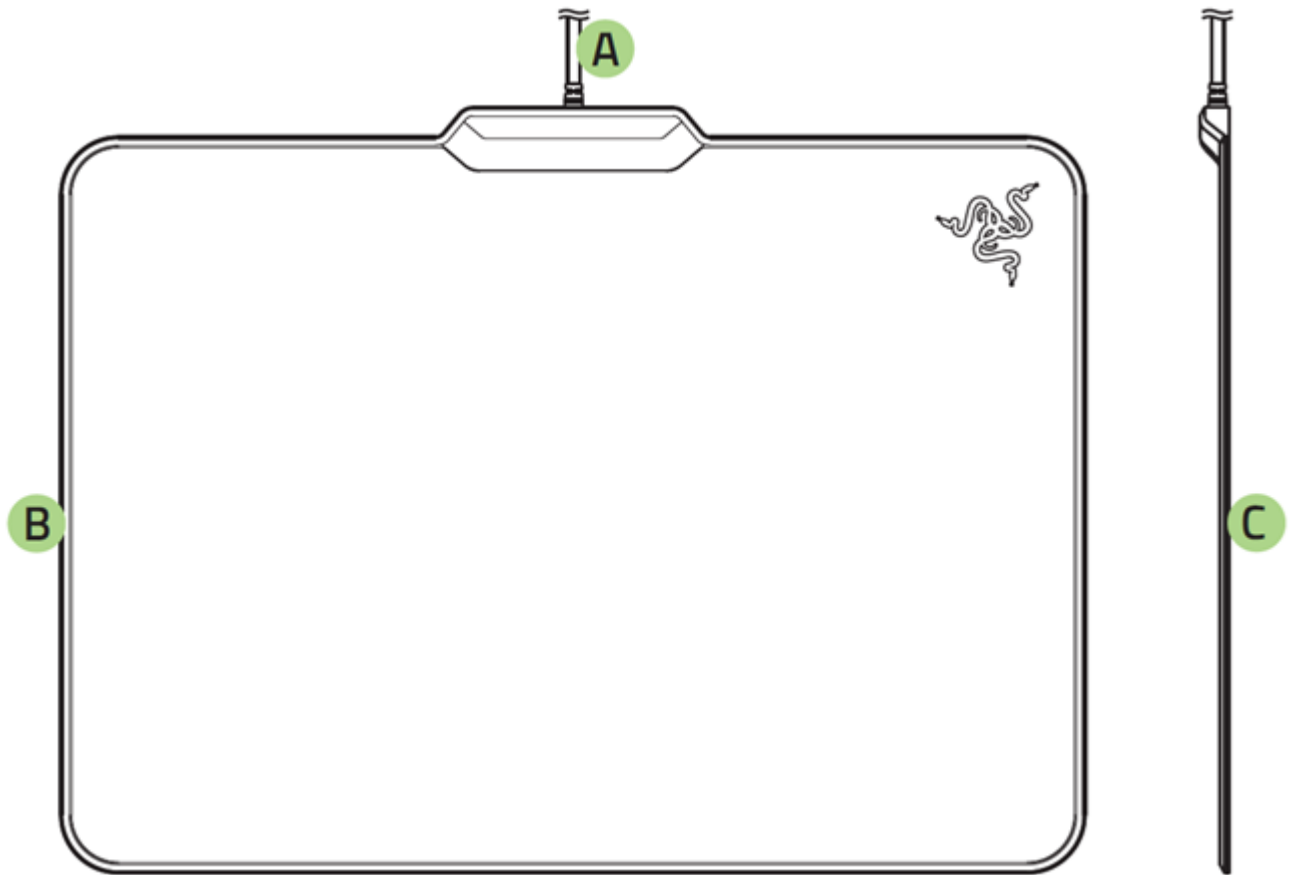
- 6 months limited manufacturer's warranty.
- Free online technical support at www.razersupport.com.

3. TECHNICAL SPECIFICATIONS

TECHNICAL SPECIFICATIONS

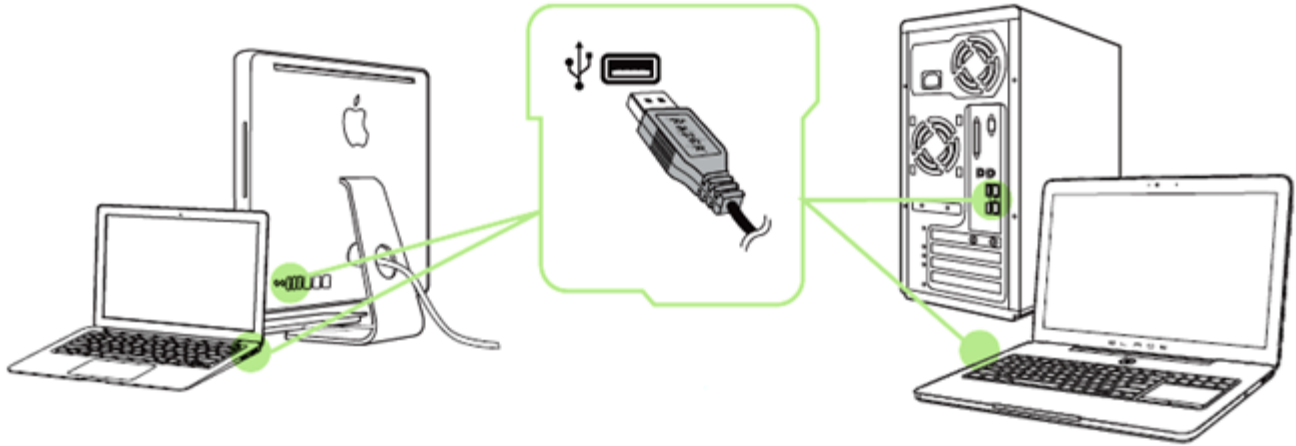
- Micro-textured finish for balanced gameplay
- Optimized surface coating for highly responsive tracking
- Chroma customizable lighting
- Non-slip rubber base
- Razer Synapse enabled (for Chroma customizable lighting)
- Gold-plated, USB connector (to power the Chroma customizable lighting)
- Seven-foot, lightweight, braided fiber cable
- Approximate size: 355 mm / 13.98 " (Length) x 255 mm / 10.04 " (Width) x 4 mm / 0.16 " (Height)
- Approximate weight: 380 g / 0.84 lbs

4. DEVICE LAYOUT



- A. USB cable
- B. Side strips
- C. Non-slip rubber base

5. INSTALLING YOUR RAZER FIREFLY



Step 1: Connect your Razer device to the USB port of your computer.

Step 2: Install Razer Synapse when prompted* or download the installer from www.razerzone.com/synapse.

Step 3: Register for a Razer ID or log in to Synapse with an existing account.

*Applicable for Windows 8 or later.


Note: By default, your Razer Firefly is set to spectrum cycling. To customize the lighting, please install Razer Synapse.

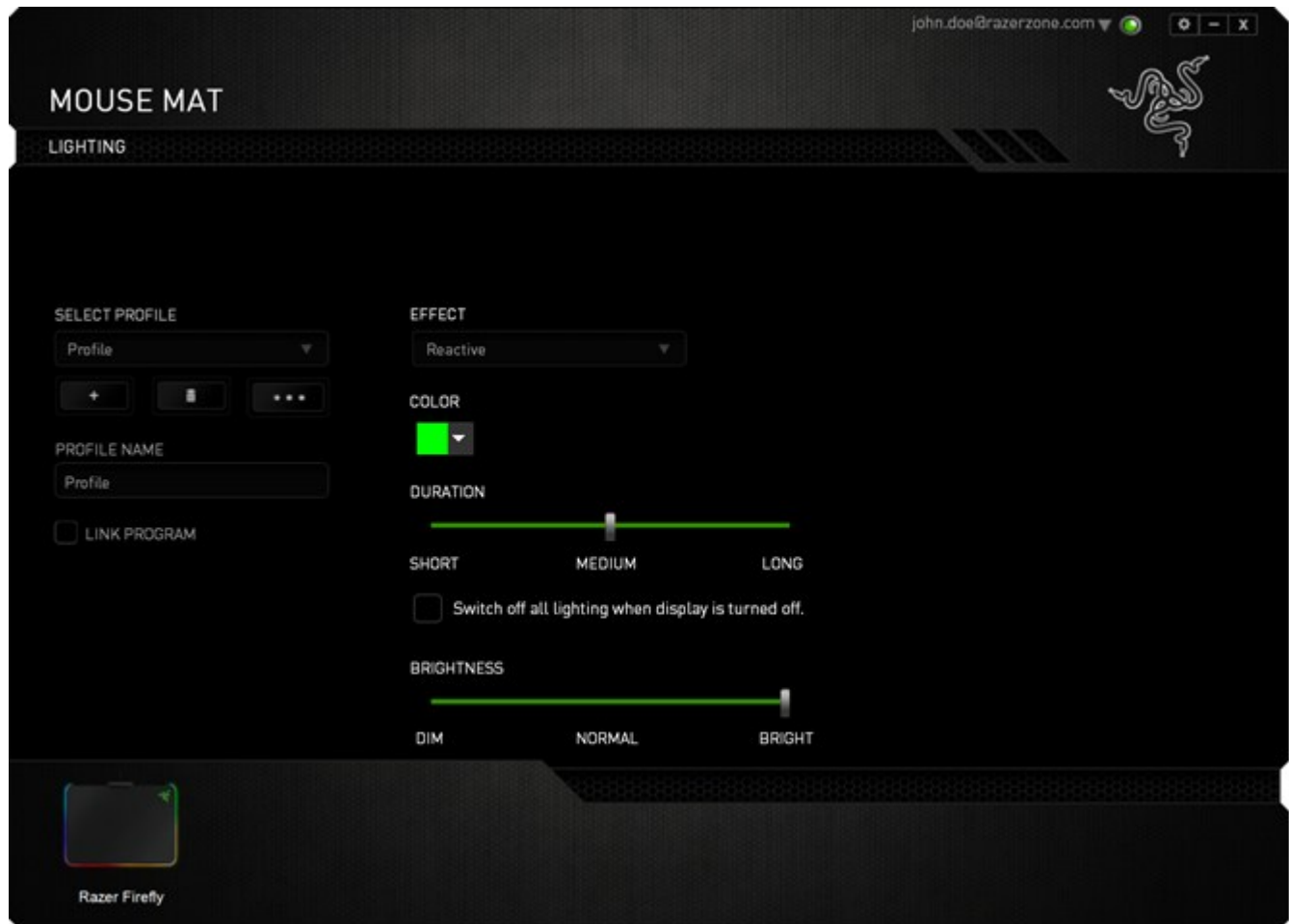
6. CONFIGURING YOUR RAZER FIREFLY

Disclaimer: The features listed here require you to log in to Razer Synapse. These features are also subject to change based on the current software version and your Operating System.






LIGHTING TAB

The Lighting Tab allows you to customize the look of your mouse mat by choosing from 16.8 million colors for the side strips. This tab also allows you to adjust the intensity of the lighting using the BRIGHTNESS dropdown menu.

If you have other Chroma-enabled devices, you can synchronize all lighting scheme by clicking the  button. Note that this synchronization function will only apply on devices that support the selected scheme.



Basic lighting effects

	Name	Description	How to set up
	Spectrum cycling	The lighting on the mouse mat will cycle between 16.8 million colors indefinitely	Default effect. No further customization is required
	Wave	The mouse mat lighting will scroll in the direction selected with a default spectrum of colors	Select either left-to-right or right-to-left wave direction
	Static	The mouse mat will remain lit in the selected color	Select the desired lighting color
	Breathing	The mouse mat lighting fades in and out of the selected color(s)	Select up to 2 colors for this setting
	Reactive	The mouse mat will light up when you click your mouse. Note that this is only supported when using a Razer mouse	Select either the desired lighting color or choose to use the same color as the Razer mouse's LED

7. SAFETY AND MAINTENANCE

SAFETY GUIDELINES

In order to achieve maximum safety while using your Razer Firefly, we suggest that you adopt the following guidelines:

1. Should you have trouble operating the device properly and troubleshooting does not work, unplug the device and contact the Razer hotline or go to www.razersupport.com for support. Do not attempt to service or fix the device yourself at any time.
2. Do not take apart the device (doing so will void your warranty) and do not attempt to operate it under abnormal current loads.
3. Keep the device away from liquid, humidity or moisture. Operate the device only within the specific temperature range of 0°C (32°F) to 40°C (104°F). Should the temperature exceed this range, unplug and/or switch off the device in order to let the temperature stabilize to an optimal level.

MAINTENANCE AND USE

The Razer Firefly requires minimum maintenance to keep it in optimum condition. Once a month we recommend you unplug the device from the USB port and clean it using a soft cloth or cotton swab with a bit of warm water to prevent dirt buildup. Do not use soap or harsh cleaning agents.

8. LEGALESE

COPYRIGHT AND INTELLECTUAL PROPERTY INFORMATION

©2025 Razer Inc. Patent Pending. All Rights Reserved. Razer, the Razer Triple-Headed Snake logo, the Razer distressed word logo and other trademarks contained herein are trademarks or registered trademarks of Razer Inc. and/or its affiliated or associated companies, registered in the United States and/or other countries. Windows and the Windows logo are trademarks of the Microsoft group of companies. Mac OS, Mac and the Mac logo are trademarks or registered trademarks of Apple.

Razer Inc. (“Razer”) may have copyright, trademarks, trade secrets, patents, patent applications, or other intellectual property rights (whether registered or unregistered) concerning the product in this guide. Furnishing of this guide does not give you a license to any such copyright, trademark, patent or other intellectual property right. The Razer Firefly (the “Product”) may differ from pictures whether on packaging or otherwise. Razer assumes no responsibility for such differences or for any errors that may appear. Information contained herein is subject to change without notice.

LIMITED PRODUCT WARRANTY

For the latest and current terms of the Limited Product Warranty, please visit www.razerzone.com/warranty.

LIMITATION OF LIABILITY

Razer shall in no event be liable for any lost profits, loss of information or data, special, incidental, indirect, punitive or consequential or incidental damages, arising in any way out of distribution of, sale of, resale of, use of, or inability to use the Product. In no event shall Razer’s liability exceed the retail purchase price of the Product.

COSTS OF PROCUREMENT

For the avoidance of doubt, in no event will Razer be liable for any costs of procurement unless it has been advised of the possibility of such damages, and in no case shall Razer be liable for any costs of procurement liability exceeding the retail purchase price of the Product.

GENERAL

These terms shall be governed by and construed under the laws of the jurisdiction in which the Product was purchased. If any term herein is held to be invalid or unenforceable, then such term (in so far as it is invalid or unenforceable) shall be given no effect and deemed to be excluded without invalidating any of the remaining terms. Razer reserves the right to amend any term at any time without notice.