



RAZER MORAY

MASTER GUIDE

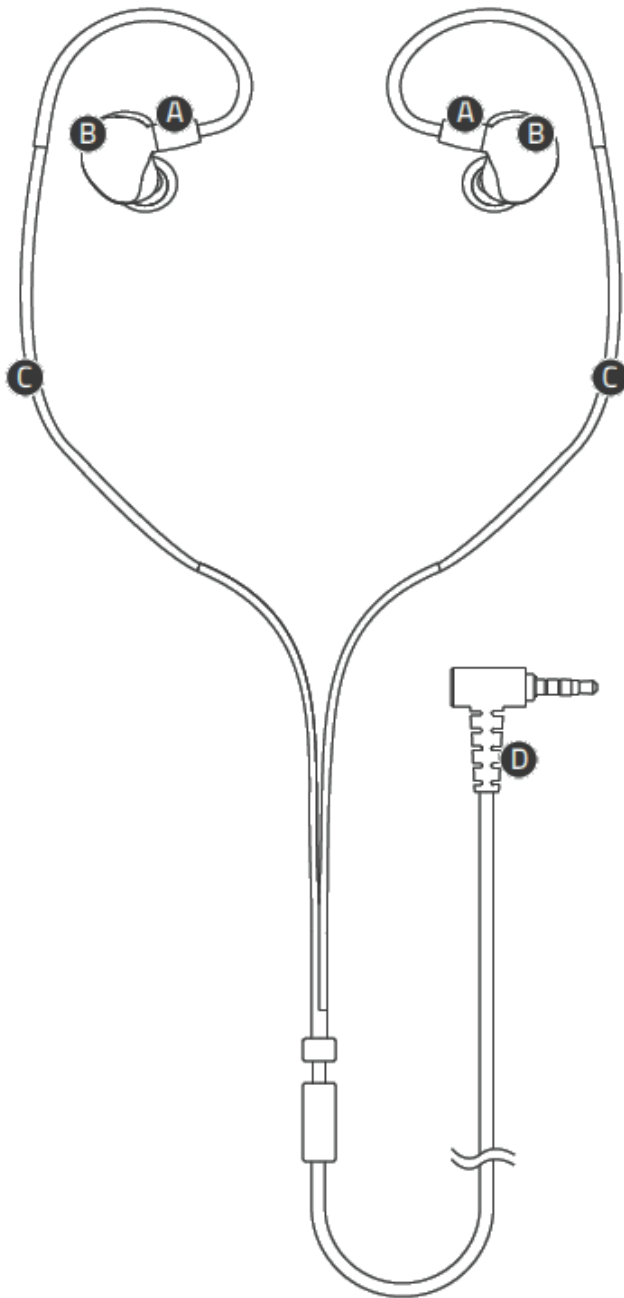
If all-day streaming is your thing, go all-in on comfort and quality with the **Razer Moray**—an ergonomic in-ear monitor made for long broadcast sessions. With a hybrid dual-driver acoustic design, enjoy high-fidelity audio that won't tire out your ears, so you can entertain your fans for hours on end.

CONTENTS

1. WHAT'S INSIDE.....	3
2. WHAT'S NEEDED.....	5
3. LET'S GET YOU COVERED.....	5
4. TECHNICAL SPECIFICATIONS.....	6
5. USING YOUR RAZER MORAY	7
6. SAFETY AND MAINTENANCE.....	10
7. LEGALESE.....	11

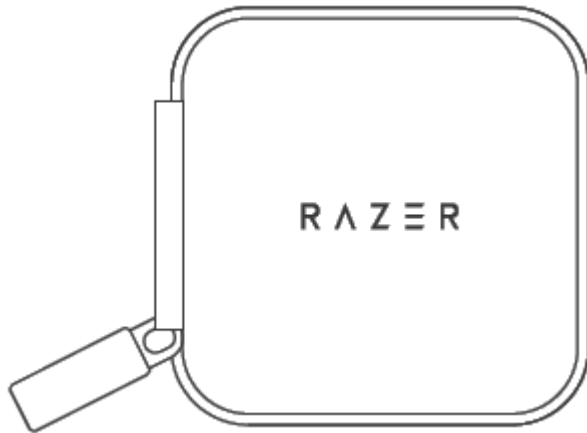
1. WHAT'S INSIDE

- Razer Moray



- A.** Detachable MMCX connectors
- B.** Dual-driver earbuds
- C.** Premium braided OFC wires
- D.** 3.5 mm audio plug

- Splash-resistant zipper leatherette pouch



- Razer carabiner



- Silicon ear-tips in 3 sizes (S, M, L)



- Memory foam ear-tips in 3 sizes (S, M*, L)



**Pre-installed with the earbuds*

- Important Product Information Guide

2. WHAT'S NEEDED

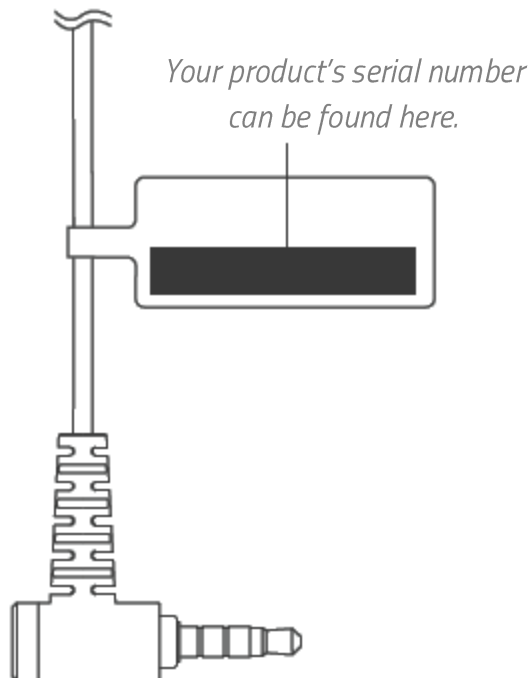
- Devices with 3.5 mm audio jack

3. LET'S GET YOU COVERED



Register your product and score exclusive benefits

[razerid.razer.com/warranty](https://www.razerid.razer.com/warranty)



4. TECHNICAL SPECIFICATIONS

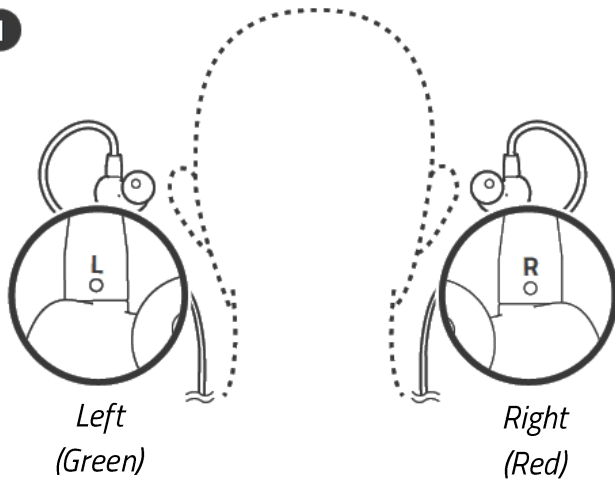
HEADPHONES

- Driver unit: Hybrid (Dynamic + Balanced Armature)
- Dynamic type: Closed, hybrid
- Impedance (ohm): 32ohms (at 1 kHz)
- Frequency response: 20 Hz-24,000 Hz
- Sensitivities (dB/mw): 106dB
- Cord type: Detachable Y type MMCX cable
- Cord length: Approx. 1.6m
- Plug: L-shaped gold-plated 4-pole mini plug
- Wearing style: In-ear

5. USING YOUR RAZER MORAY

WEARING THE EARPHONES

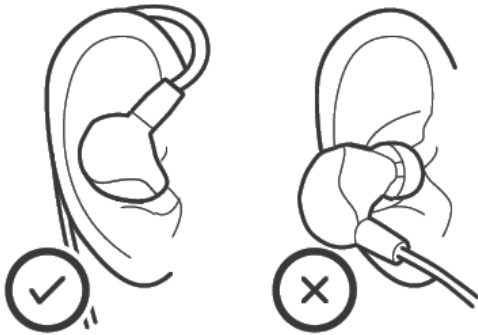
1



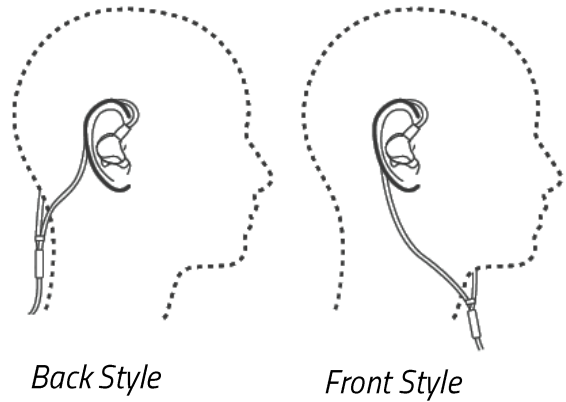
2



3

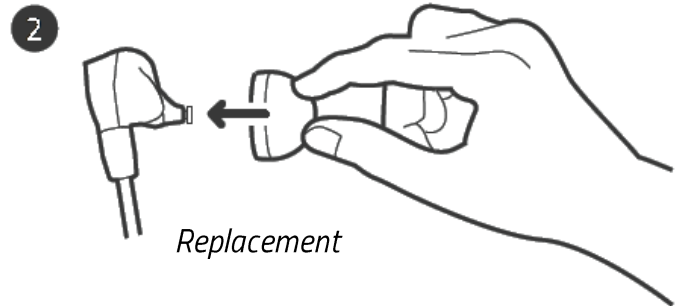
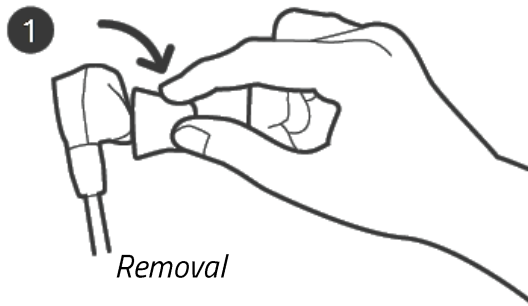


4



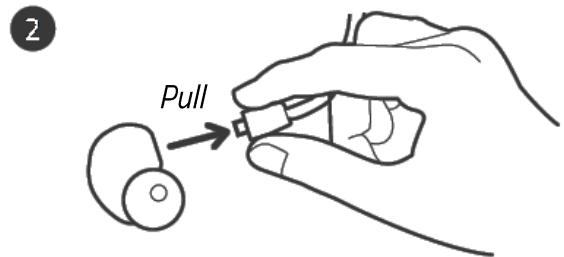
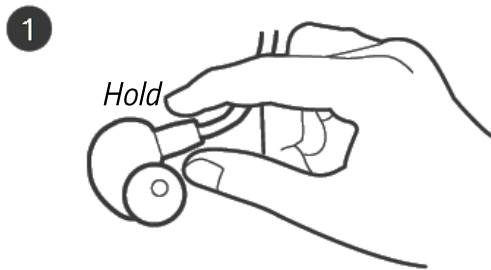
CAUTION: Do not yank out earphones from your ears, as the sudden release of air pressure may cause potential discomfort.

CHANGING EAR-TIPS


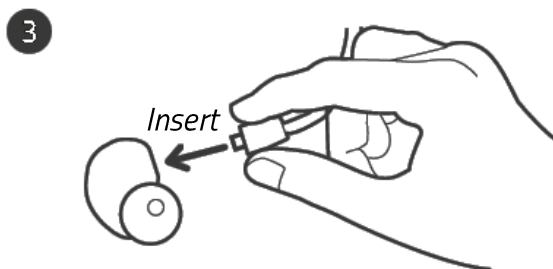


- i** Due to the different ear canal sizes of individuals, it's recommended to switch between ear tips to a larger or smaller size to find the one that provides the best comfort and noise isolation.

CHANGING CABLES




- i** Do not pull directly from the cable; this may cause irreparable damage to your device.



- i** To ensure correct cable insertion, use the L/R indicators located on the cable and earbuds.

CONNECTING TO YOUR OTHER DEVICES*


LISTENING



Razer Edge

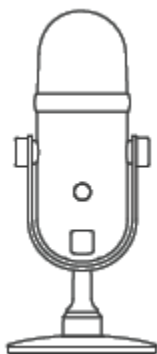


Razer Blade

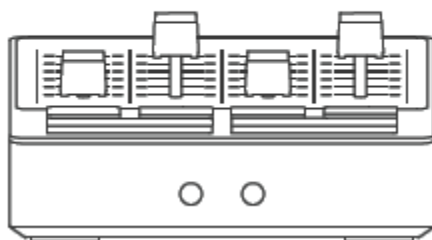


Razer Tomahawk

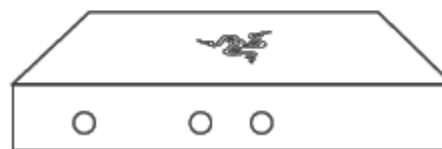
MONITORING



*Razer Seiren
V2 X/Pro*



Razer Audio Mixer



Razer Ripsaw HD

**sold separately*

6. SAFETY AND MAINTENANCE

SAFETY GUIDELINES

To achieve maximum safety while using your Razer Moray, we suggest that you adopt the following guidelines:

Should you have trouble operating the device properly and troubleshooting does not work, unplug the device and contact the Razer hotline or go to support.razer.com for assistance.

Do not take apart the device, and do not attempt to operate it under abnormal current loads. Doing so will void your warranty.

Operate the device only within the specific temperature range of 0°C (32°F) to 40°C (104°F). Should the temperature exceed this range, unplug and/or switch off the device to let the temperature stabilize to an optimal level.

Your earbuds isolate external ambient sounds even at low volumes, resulting in lowered awareness of your external surroundings. Please remove the earbuds when engaging in activities that require active awareness of your surroundings.

Listening to excessively loud volumes over extended periods can damage your hearing. Furthermore, legislation of certain countries permits a maximum sound level of 86dB to affect your hearing for 8 hours a day. We, therefore, recommend that you reduce the volume to a comfortable level when listening for prolonged periods. Please, take good care of your hearing.

MAINTENANCE AND USE

The Razer Moray requires minimum maintenance to keep it in optimum condition. Once a month, we recommend you clean it using a soft cloth or cotton swab to prevent dirt buildup. Do not use soap or harsh cleaning agents.

7. LEGALESE

COPYRIGHT AND INTELLECTUAL PROPERTY INFORMATION

©2023 Razer Inc. All rights reserved. Razer, the triple-headed snake logo, Razer logo, and “For Gamers. By Gamers.” are trademarks or registered trademarks of Razer Inc. and/or affiliated companies in the United States or other countries. All other trademarks are the property of their respective owners.

Razer Inc. (“Razer”) may have copyright, trademarks, trade secrets, patents, patent applications, or other intellectual property rights (whether registered or unregistered) concerning the product in this guide. Furnishing of this guide does not give you a license to any such copyright, trademark, patent or other intellectual property right. The Razer Moray (the “Product”) may differ from pictures whether on packaging or otherwise. Razer assumes no responsibility for such differences or for any errors that may appear. Information contained herein is subject to change without notice.

LIMITED PRODUCT WARRANTY

For the latest and current terms of the Limited Product Warranty, please visit razer.com/warranty.

LIMITATION OF LIABILITY

Razer shall in no event be liable for any lost profits, loss of information or data, special, incidental, indirect, punitive or consequential or incidental damages, arising in any way out of distribution of, sale of, resale of, use of, or inability to use the Product. In no event shall Razer’s liability exceed the retail purchase price of the Product.

GENERAL

These terms shall be governed by and construed under the laws of the jurisdiction in which the Product was purchased. If any term herein is held to be invalid or unenforceable, then such term (in so far as it is invalid or unenforceable) shall be given no effect and deemed to be excluded without invalidating any of the remaining terms. Razer reserves the right to amend any term at any time without notice.