



# RAZER ADJUSTABLE HEAD STRAP SYSTEM

MASTER GUIDE

Extend your VR gameplay with a very real upgrade for your Meta Quest 3. Designed for long-lasting comfort and wight-balanced support, the **Razer Adjustable Head Strap System** is created in collaboration with Kontor by ResMed – human factors experts with over 30 years of experience.

# CONTENTS

1. WHAT'S INSIDE.....	3
2. LET'S GET YOU COVERED.....	3
3. TECHNICAL SPECIFICATIONS.....	3
4. ASSEMBLY .....	4
5. SAFETY AND MAINTENANCE.....	5
6. LEGALESE.....	6

---

## 1. WHAT'S INSIDE

- Razer Adjustable Head Strap System for Meta Quest 3
- Important Product Information Guide

---

## 2. LET'S GET YOU COVERED



Register your product and score exclusive benefits

[razerid.razer.com/warranty](https://razerid.razer.com/warranty)


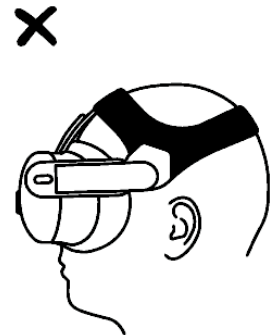
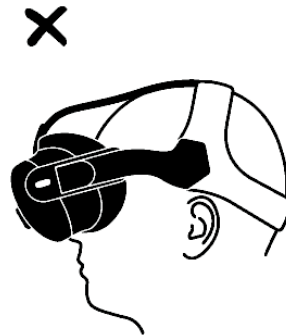
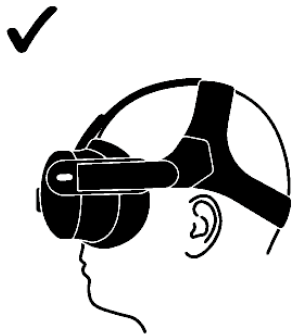
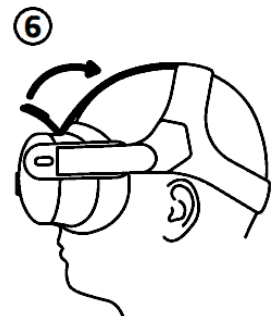
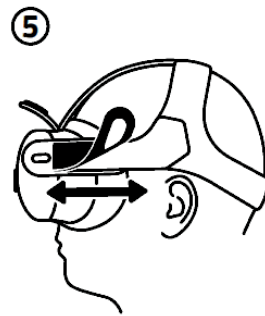
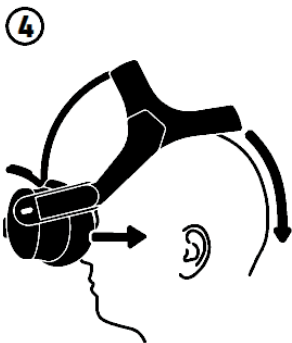
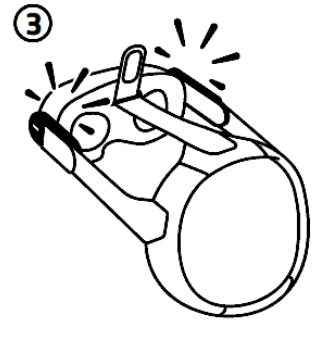
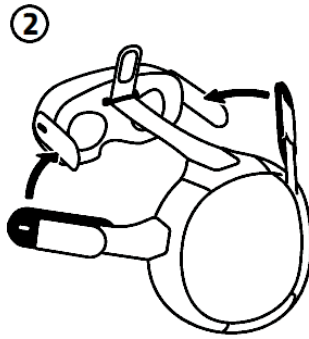
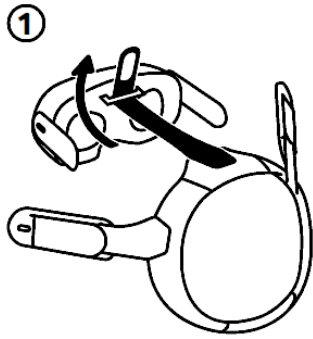
---

## 3. TECHNICAL SPECIFICATIONS

### APPROXIMATE SIZE & WEIGHT

- Length: 215 mm / 8.5 in
- Width: 200 mm / 7.9 in
- Height: 175 mm / 6.9 in
- Weight: 70 g / 0.15 lbs

## 4. ASSEMBLY



Got a question? Ask the Razer Support Team at [support.razer.com](https://support.razer.com)

---

## 5. SAFETY AND MAINTENANCE

### SAFETY GUIDELINES

- Do not expose the product to fine solid objects such as dust, dirt, and sand.
- Do not expose the product to open flames such as stoves, candles, or fireplaces.
- Do not expose the product to extremely high or low temperatures, such as leaving it in direct sunlight or in snowy weather for extended periods of time.
- Do not crush, bend, deform, or put a high degree of pressure on the product. This can damage the plastic clips.
- Replace the head strap if it becomes worn or cannot be cleaned.
- Dispose the product in accordance with your local environmental laws and guidelines.
- Stop use of product if you observe any skin irritation or other skin reactions. If symptoms persist, contact a medical professional.
- This product is not classified as a medical device and is not intended to treat or ameliorate diseases or conditions of any kind.

### MAINTENANCE AND USE

- Adjust the side straps and top strap to ensure comfortable placement of the Meta Quest 2.
- Regularly sanitize and clean with non-abrasive alcohol-free antibacterial wipes to prevent dirt buildup and avoid skin irritation.
- Remove clips from the head strap before cleaning.
- Hand wash using warm water (approximately 86°F/30°C) using mild soap.
- Rinse well and allow it to air dry out of direct sunlight.
- Make sure you wipe clean the head strap clips both from outside and inside surface.
- Do not use abrasives, detergent, or other harsh cleaning agents on the product.
- Store product in its original packaging or storage case when not in use to minimize unintentional damage or environment exposure.
- Handle with care. Do not drop or bend the head gear clips.

---

## 6. LEGALESE

### **COPYRIGHT AND INTELLECTUAL PROPERTY INFORMATION**

©2024 Razer Inc. All rights reserved. Razer, the triple-headed snake logo, Razer logo, and “For Gamers. By Gamers.” are trademarks or registered trademarks of Razer Inc. and/or affiliated companies in the United States or other countries. All other trademarks are the property of their respective owners.

The ResMed logo and Technology by ResMed are trademarks and/or registered trademarks of the ResMed family of companies.

Razer Inc. (“Razer”) may have copyright, trademarks, trade secrets, patents, patent applications, or other intellectual property rights (whether registered or unregistered) concerning the product in this guide. Furnishing of this guide does not give you a license to any such copyright, trademark, patent or other intellectual property right. The Razer Adjustable Head Strap System (the “Product”) may differ from pictures whether on packaging or otherwise. Razer assumes no responsibility for such differences or for any errors that may appear. Information contained herein is subject to change without notice.

### **LIMITED PRODUCT WARRANTY**

For the latest and current terms of the Limited Product Warranty, please visit: [razer.com/warranty](https://www.razer.com/warranty).

### **LIMITATION OF LIABILITY**

Razer shall in no event be liable for any lost profits, loss of information or data, special, incidental, indirect, punitive or consequential or incidental damages, arising in any way out of distribution of, sale of, resale of, use of, or inability to use the Product. In no event shall Razer’s liability exceed the retail purchase price of the Product.

### **GENERAL**

These terms shall be governed by and construed under the laws of the jurisdiction in which the Product was purchased. If any term herein is held to be invalid or unenforceable, then such term (in so far as it is invalid or unenforceable) shall be given no effect and deemed to be excluded without invalidating any of the remaining terms. Razer reserves the right to amend any term at any time without notice.